

LAKESHORE REALTY

Condo Sales 3rd Quarter 2019 (Jan-Sep)					
Area	Total Sales	Minimum	Median	Maximum	Avg. DOM
Stillwater Cove	2	\$2,389,000	-	\$4,100,000	68
Crystal Towers	1	-	-	\$2,750,000	270
Lakeshore Terrace	2	\$2,100,000	-	\$2,150,000	95
Crystal Bay Cove	1	-	-	\$1,800,000	411
Crystal Shores Villas	1	-	-	\$1,385,000	54
The Pointe	2	\$1,250,000	-	\$1,300,000	116
Third Creek	6	\$907,500	\$917,500	\$1,145,000	198
Skylake	1	-	-	\$1,075,000	35
Tyrolian Village	5	\$475,000	\$512,000	\$914,000	308
Bitterbrush	8	\$560,000	\$713,500	\$895,000	109
Northshore Estates	1	-	-	\$846,000	84
Alta Village West	1	-	-	\$825,000	66
McCloud	11	\$560,000	\$640,000	\$810,000	95
Alta Village	1	-	-	\$806,000	129
Country Club Mall	3	\$492,000	\$610,000	\$798,000	59
629 Lariat Circle	1	-	-	\$765,000	41
1000 Lakeshore	2	\$675,000	-	\$735,000	114
L'Ermitage	3	\$665,000	\$685,000	\$711,000	58
Burgundy Hill	1	-	-	\$685,000	47
941 Divot Court	1	-	-	\$669,000	67
White Pines	3	\$600,000	\$610,000	\$630,000	30
Glenrock	1	-	-	\$619,000	94
Royal Pines	2	\$560,000	-	\$600,000	43
Pine Creek	1	-	-	\$599,000	66
Fairway Pines	1	-	-	\$590,000	40
213 Robin Drive	1	-	-	\$585,000	56
Lark Court	2	\$445,000	-	\$578,000	124
Coeur Du Lac	3	\$430,000	\$560,000	\$575,000	96
Forest Pines	1	-	-	\$570,500	69
900 Golfers Pass	1	-	-	\$567,000	89
Millstone Manor	1	-	-	\$530,000	91
Montclair Villas	1	-	-	\$515,000	59
Tahoe Sierra Pines	2	\$449,000	-	\$485,500	27
Heather Glen	1	-	-	\$480,000	231
High Sierra	3	\$435,000	\$450,000	\$478,000	72

LAKESHORE REALTY

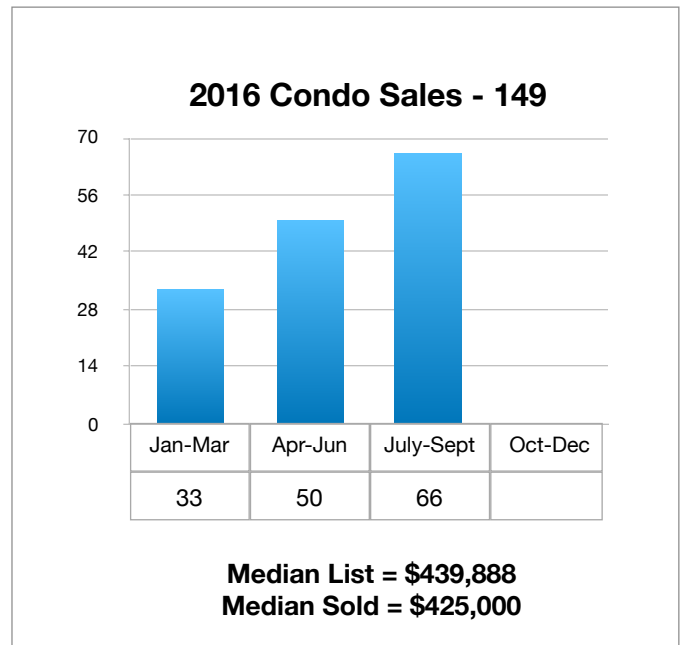
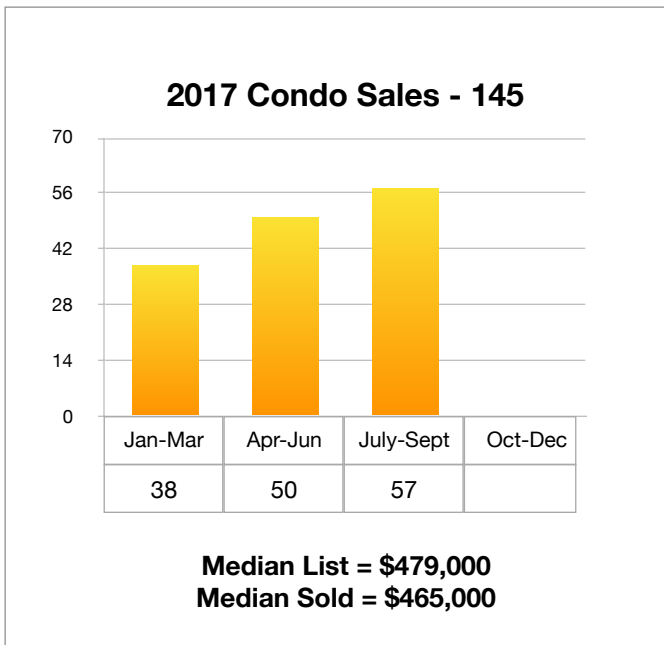
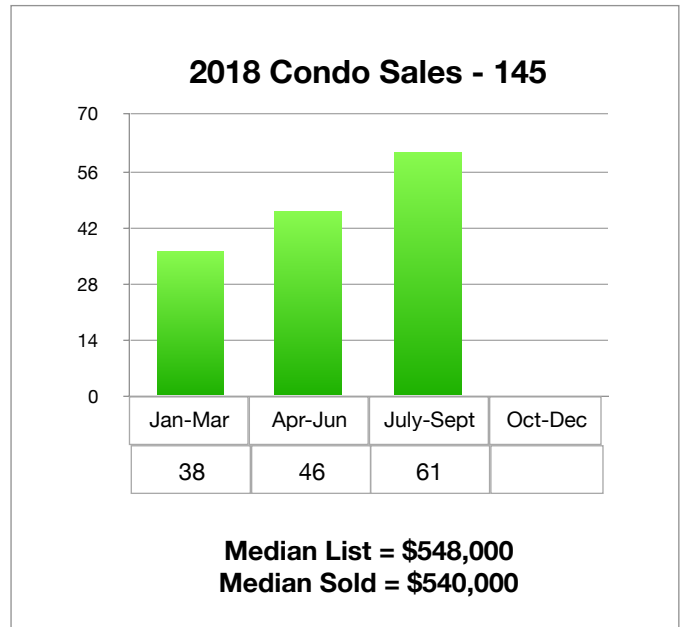
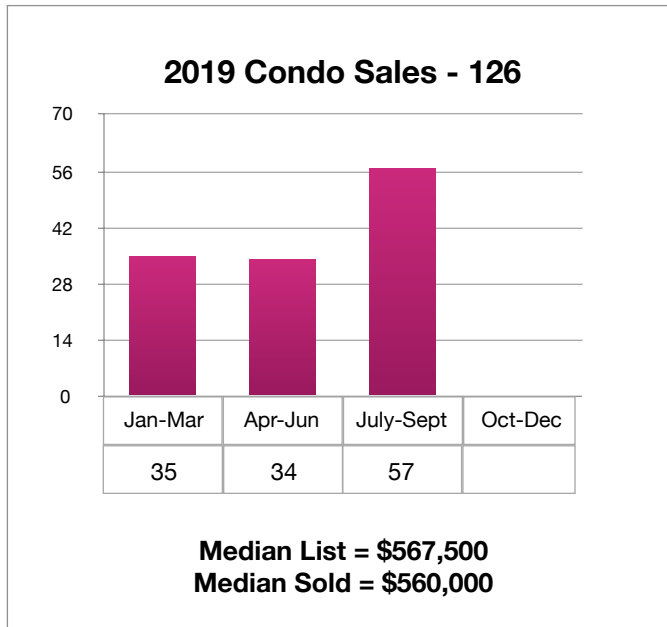
Condo Sales 3rd Quarter 2019 (Jan-Sep)

Area	Total Sales	Minimum	Median	Maximum	Avg. DOM
Willow Court	3	\$320,000	\$358,000	\$460,000	117
Brookstone	1	-	-	\$454,000	105
Mountain Shadows	16	\$360,000	\$407,500	\$451,000	69
Ski Way Ridge	2	\$430,000	-	\$445,000	116
Woodminster	1	-	-	\$437,500	124
Northwood Estates	2	\$410,000	-	\$435,000	83
Tahoe Racquet Club	3	\$421,000	\$421,000	\$435,000	39
701 Hogan Court	1	-	-	\$420,000	45
854 Lichen Court	1	-	-	\$415,000	68
The Foursome	1	-	-	\$404,000	48
Woodstock	3	\$250,000	\$264,000	\$399,000	82
700 Titlist Drive	1	-	-	\$392,000	52
608 Lariat Circle	1	-	-	\$385,000	152
211 Robin Drive	2	\$350,000	-	\$350,000	177
Incline Manor	3	\$302,500	\$307,000	\$350,000	104
All Seasons Resort	4	\$295,000	\$302,500	\$318,000	86
Southwood Court	1	-	-	\$300,000	37
Southwood Pines	1	-	-	\$300,000	137
Pinebrook	1	-	-	\$270,000	22
TOTAL:	126	\$250,000	\$560,000	\$4,100,000	102

Price	Active	Pending	Sold	Condos	Q3 2018	Q3 2019	% Change
\$0 - \$400,000	12	2	24	Closed Sales	145	126	-13.1%
\$400,000-\$500,000	6	3	35	Median List Price	\$548,000	\$567,500	+3.5%
\$500,000-\$600,000	10	3	17	Median Sale Price	\$540,000	\$560,000	+3.7%
\$600,000-\$800,000	8	5	27	Average DOM	112	102	-8.9%
\$800,000-\$1,000,000	3	1	12	Total Sales Volume	\$90,147,786	\$83,344,588	-7.5%
\$1,000,000-\$1,500,000	12	3	5				
\$1,500,000 +	9	3	6				
Total:	60	20	126				



Q1 - Q3 Condo Sales Comparison 2016-2019



LAKESHORE REALTY

2008-2019 Condominium Quarterly Sales

